

Amadeus - company report of JOKERIT HOCKEY CLUB OY

**JOKERIT HOCKEY CLUB OY**

00240 HELSINKI, Finland

**BvD ID number**  
**Latest account date**FI25252116  
30/04/2017

The GUO of this controlled subsidiary is MR HARRY HARKIMO

**Contact details**AREENAKUJA 1  
00240 HELSINKI  
Finland**NUTS1**  
**NUTS2**  
**NUTS3**FI1 - Mainland Finland  
FI1B - Helsinki-Uusimaa  
FI1B1 - Uusimaa**Telephone number**  
**Website address**+358 2 041990  
www.jokerit.com**Legal & account information****Previous name** PEAKEN OY**Status** Active  
**National legal form** Private limited company - OY  
**Date of incorporation** 31/01/2013  
**Information Provider** Suomen Asiakastieto**Last available year** 2017  
**Number of available years** 5  
**Account published in** EUR  
**Available accounts** Unconsolidated**Size & group information****NACE Rev. 2 main section** R. Arts, entertainment and recreation**Category of company** Medium sized**Operating revenue (2017)** 7,669 th EUR  
**P/L for period (2017)** -14,941 th EUR**Total assets (2017)** 1,974 th EUR**Employees (2017)** 75**BvD independence indicator** D  
**No of companies in corporate group** 4  
**No of recorded shareholders** 2  
**No of recorded subsidiaries** 1  
**No of recorded branches** 0**Industry classification****Trade description (original language)**

Yhtiön toimialana on urheilun kilpailutoiminta, pelaajaoikeuksien omistaminen, osto, myynti, vuokraus ja välitys sekä urheilutilaisuuksien projektien toteuttaminen.

**TOL 2008 code(s)****Primary code :**  
93190 - Other sports activities**NACE Rev. 2 code(s)****Primary code :**  
9319 - Other sports activities**NAICS 2017 code(s) {derived from NACE Rev.2 codes}****Core code :**  
7112 - Spectator Sports**Primary code :**  
711219 - Other Spectator Sports

**US SIC code(s) {derived from NACE Rev.2 codes}****Core code :**

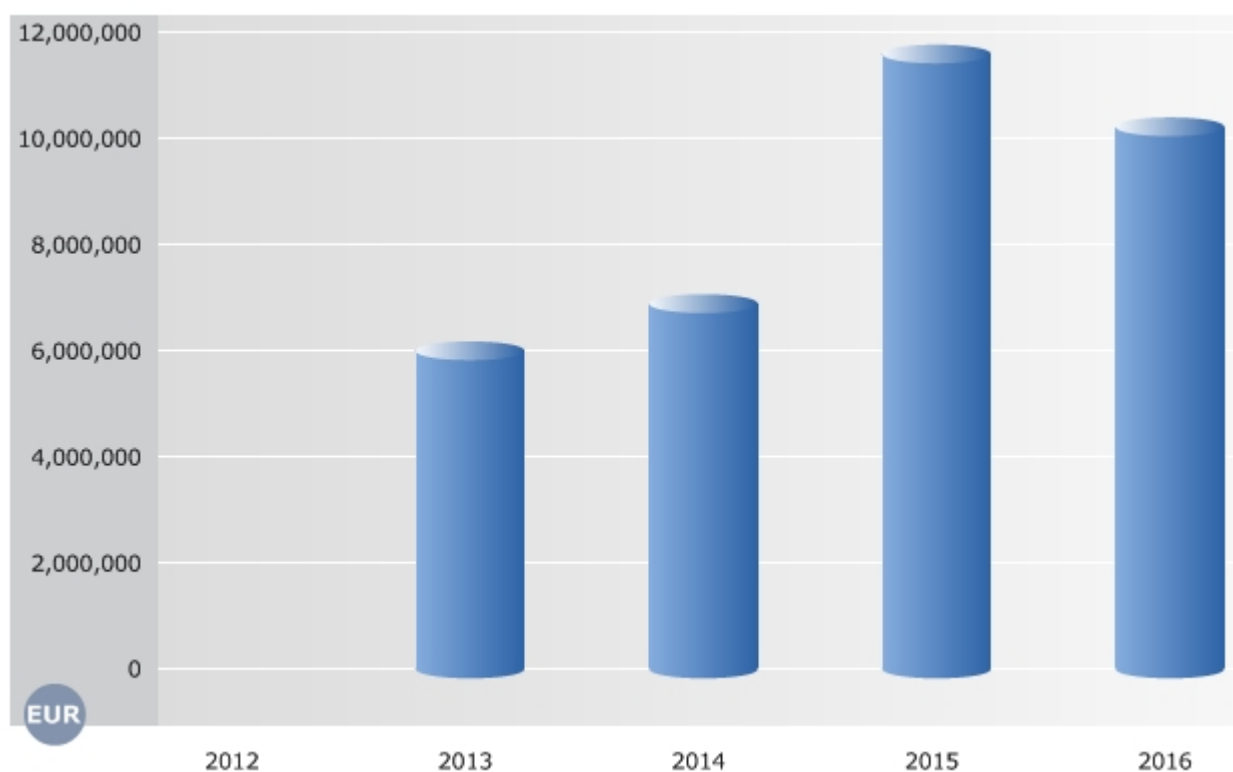
799 - Miscellaneous amusement and recreation services

**Primary code :**

7997 - Membership sports and recreation clubs

**Key financials & employees**

Unconsolidated	30/04/2017 EUR	30/04/2016 EUR	30/04/2015 EUR	30/04/2014 EUR	2013 EUR
	12 months Local GAAP	12 months Local GAAP	12 months Local GAAP	12 months Local GAAP	12 months Local GAAP
Operating revenue (Turnover)	7,669,000	10,224,000	11,597,000	6,889,000	6,000,000
P/L before tax	-14,941,000	-15,384,000	-13,399,000	-3,924,000	n.a.
P/L for period [= Net Income]	-14,941,000	-15,384,000	-13,399,000	-3,950,000	n.a.
Cash flow	-13,836,000	-13,760,000	-11,708,000	-3,430,000	n.a.
Total assets	1,974,000	2,596,000	5,027,000	7,253,000	n.a.
Shareholders funds	-37,590,000	-22,648,000	-7,265,000	-2,947,000	n.a.
Current ratio (x)	0.62	0.39	0.49	0.47	n.a.
Profit margin (%)	n.s.	n.s.	n.s.	-56.96	n.a.
ROE using P/L before tax (%)	n.s.	n.s.	n.s.	n.s.	n.a.
ROCE using P/L before tax (%)	n.s.	n.s.	n.s.	-367.14	n.a.
Solvency ratio (Asset based) (%)	n.s.	n.s.	n.s.	-40.63	n.a.
Number of employees	75	75	75	61	375

**Evolution of a key variable: Operating revenue (Turnover) (2013 - 2016)**

Amadeus - company report of JOKERIT HOCKEY CLUB OY

**Global standard format**

<b>Balance sheet</b>					
Unconsolidated	30/04/2017 EUR	30/04/2016 EUR	30/04/2015 EUR	30/04/2014 EUR	2013 EUR
	12 months Local GAAP	12 months Local GAAP	12 months Local GAAP	12 months Local GAAP	12 months Local GAAP
<b>Assets</b>					
Fixed assets	60,000	1,126,000	2,728,000	4,372,000	n.a.
- Intangible fixed assets	0	1,104,000	2,728,000	4,352,000	n.a.
- Tangible fixed assets	10,000	22,000	0	0	n.a.
- Other fixed assets	50,000	0	0	20,000	n.a.
Current assets	1,914,000	1,470,000	2,299,000	2,880,000	n.a.
- Stock	179,000	191,000	130,000	0	n.a.
- Debtors	814,000	679,000	1,200,000	871,000	n.a.
- Other current assets	921,000	600,000	969,000	2,009,000	n.a.
* Cash & cash equivalent	408,000	44,000	25,000	36,000	n.a.
<b>TOTAL ASSETS</b>	<b>1,974,000</b>	<b>2,596,000</b>	<b>5,027,000</b>	<b>7,253,000</b>	<b>n.a.</b>
<b>Liabilities &amp; Equity</b>					
Shareholders funds	-37,590,000	-22,648,000	-7,265,000	-2,947,000	n.a.
- Capital	3,000	3,000	3,000	3,000	n.a.
- Other shareholders funds	-37,593,000	-22,651,000	-7,268,000	-2,950,000	n.a.
Non-current liabilities	36,500,000	21,425,000	7,613,000	4,000,000	n.a.
- Long term debt	0	0	0	0	n.a.
- Other non-current liabilities	36,500,000	21,425,000	7,613,000	4,000,000	n.a.
* Provisions	n.a.	n.a.	n.a.	n.a.	n.a.
Current liabilities	3,065,000	3,819,000	4,678,000	6,200,000	n.a.
- Loans	0	0	0	0	n.a.
- Creditors	1,224,000	1,391,000	1,449,000	933,000	n.a.
- Other current liabilities	1,841,000	2,428,000	3,229,000	5,267,000	n.a.
<b>TOTAL SHAREH. FUNDS &amp; LIAB.</b>	<b>1,974,000</b>	<b>2,596,000</b>	<b>5,027,000</b>	<b>7,253,000</b>	<b>n.a.</b>
<b>Memo lines</b>					
Working capital	-231,000	-521,000	-119,000	-62,000	n.a.
Net current assets	-1,151,000	-2,349,000	-2,379,000	-3,320,000	n.a.
Enterprise value	n.a.	n.a.	n.a.	n.a.	n.a.
Number of employees	75	75	75	61	375

## Amadeus - company report of JOKERIT HOCKEY CLUB OY

<b>Profit &amp; loss account</b>					
Unconsolidated	30/04/2017 EUR	30/04/2016 EUR	30/04/2015 EUR	30/04/2014 EUR	2013 EUR
	12 months Local GAAP	12 months Local GAAP	12 months Local GAAP	12 months Local GAAP	12 months Local GAAP
Operating revenue (Turnover)	7,669,000	10,224,000	11,597,000	6,889,000	6,000,000
- Sales	7,669,000	10,224,000	11,597,000	6,889,000	n.a.
Costs of goods sold	n.a.	n.a.	n.a.	n.a.	n.a.
Gross profit	n.a.	n.a.	n.a.	n.a.	n.a.
Other operating expenses	n.a.	n.a.	n.a.	n.a.	n.a.
Operating P/L [=EBIT]	-14,867,000	-14,785,000	-13,220,000	-3,866,000	n.a.
- Financial revenue	1,000	3,000	n.a.	n.a.	n.a.
- Financial expenses	75,000	602,000	179,000	58,000	n.a.
Financial P/L	-74,000	-599,000	-179,000	-58,000	n.a.
P/L before tax	-14,941,000	-15,384,000	-13,399,000	-3,924,000	n.a.
Taxation	n.a.	n.a.	n.a.	25,000	n.a.
P/L after tax	-14,941,000	-15,384,000	-13,399,000	-3,949,000	n.a.
- Extr. and other revenue	n.a.	n.a.	n.a.	n.a.	n.a.
- Extr. and other expenses	n.a.	n.a.	n.a.	n.a.	n.a.
Extr. and other P/L	n.a.	n.a.	n.a.	n.a.	n.a.
P/L for period [=Net income]	-14,941,000	-15,384,000	-13,399,000	-3,950,000	n.a.
<b>Memo lines</b>					
Export revenue	n.a.	n.a.	n.a.	n.a.	n.a.
Material costs	1,408,000	481,000	2,300,000	n.a.	n.a.
Costs of employees	12,058,000	13,098,000	12,553,000	5,912,000	n.a.
Depreciation & Amortization	1,105,000	1,624,000	1,691,000	520,000	n.a.
Research & Development expenses	n.a.	n.a.	n.a.	n.a.	n.a.
Other operating items	7,966,000	9,805,000	8,273,000	4,324,000	n.a.
Interest paid	75,000	602,000	179,000	58,000	n.a.
Cash flow	-13,836,000	-13,760,000	-11,708,000	-3,430,000	n.a.
Added value	n.a.	n.a.	n.a.	2,565,000	n.a.
EBITDA	-13,762,000	-13,161,000	-11,529,000	-3,346,000	n.a.

**Global ratios**

Unconsolidated	30/04/2017 EUR	30/04/2016 EUR	30/04/2015 EUR	30/04/2014 EUR	2013 EUR
	12 months Local GAAP	12 months Local GAAP	12 months Local GAAP	12 months Local GAAP	12 months Local GAAP
<b>Profitability ratios</b>					
ROE using P/L before tax (%)	n.s.	n.s.	n.s.	n.s.	n.a.
ROCE using P/L before tax (%)	n.s.	n.s.	n.s.	-367.14	n.a.
ROA using P/L before tax (%)	n.s.	n.s.	n.s.	-54.10	n.a.
ROE using Net income (%)	n.s.	n.s.	n.s.	n.s.	n.a.
ROCE using Net income (%)	n.s.	n.s.	n.s.	-369.61	n.a.
ROA using Net income (%)	n.s.	n.s.	n.s.	-54.46	n.a.
Profit margin (%)	n.s.	n.s.	n.s.	-56.96	n.a.
Gross Margin (%)	n.a.	n.a.	n.a.	n.a.	n.a.
EBITDA Margin (%)	n.s.	n.s.	-99.41	-48.57	n.a.
EBIT Margin (%)	n.s.	n.s.	n.s.	-56.12	n.a.
Cash flow / Operating revenue (%)	n.s.	n.s.	n.s.	-49.79	n.a.
Enterprise value / EBITDA (x)	n.a.	n.a.	n.a.	n.a.	n.a.

## Amadeus - company report of JOKERIT HOCKEY CLUB OY

Unconsolidated	30/04/2017 EUR	30/04/2016 EUR	30/04/2015 EUR	30/04/2014 EUR	2013 EUR
<b>Operational ratios</b>					
Net assets turnover (x)	n.s.	n.s.	33.33	6.54	n.a.
Interest cover (x)	n.s.	-24.56	-73.86	-66.66	n.a.
Stock turnover (x)	42.84	53.53	89.21	n.s.	n.a.
Collection period (days)	38	24	37	46	n.a.
Credit period (days)	57	49	45	49	n.a.
Export revenue / Operating revenue (%)	n.a.	n.a.	n.a.	n.a.	n.a.
R&D expenses / Operating revenue (%)	n.a.	n.a.	n.a.	n.a.	n.a.
<b>Structure ratios</b>					
Current ratio (x)	0.62	0.39	0.49	0.47	n.a.
Liquidity ratio (x)	0.57	0.34	0.46	0.47	n.a.
Shareholders liquidity ratio (x)	-1.03	-1.06	-0.95	-0.74	n.a.
Solvency ratio (Asset based) (%)	n.s.	n.s.	n.s.	-40.63	n.a.
Solvency ratio (Liability based) (%)	n.s.	n.s.	n.s.	n.s.	n.a.
Gearing (%)	n.s.	n.s.	n.s.	n.s.	n.a.
<b>Per employee ratios</b>					
Profit per employee (th.)	n.s.	n.s.	n.s.	-64	n.a.
Operating revenue per employee (th.)	102	136	155	113	16
Costs of employees / Operating revenue (%)	n.s.	n.s.	n.s.	85.82	n.a.
Average cost of employee (th.)	161	175	167	97	n.a.
Shareholders funds per employee (th.)	n.s.	n.s.	n.s.	n.s.	n.a.
Working capital per employee (th.)	-3	-7	-2	-1	n.a.
Total assets per employee (th.)	26	35	67	119	n.a.

**Current Directors / Managers / Contacts****Boards & committees**
 = also shareholder

	<b>Name</b>	<b>Original job title</b>	<b>Body</b>	<b>Source</b>
1.	 Mr Harry Juhani Harkimo P041714678	- Chairman (since 28/01/2014)	BoD	FI <a href="#">Suomen Asiakastieto (received on 13/05/2018)</a>
2.	Mr Kai Lauri Johannes Paananen P043620955	- Ordinary Member (since 28/01/2014)	BoD	FI <a href="#">Suomen Asiakastieto (received on 13/05/2018)</a>
3.	Mr Roman Michael Oliver Rotenberg P043616533	- Ordinary Member (since 28/01/2014)	BoD	FI <a href="#">Suomen Asiakastieto (received on 13/05/2018)</a>

**Management & staff**

	<b>Name</b>	<b>Original job title</b>	<b>Dept</b>	<b>Source</b>
1.	Mr Jukka Olavi Kohonen P104035956	- General Development and Planning of Business Activities	SenMan, Oper	FI <a href="#">Suomen Asiakastieto (received on 13/05/2018)</a>
		- Management of Business Activities	OthDep	FI <a href="#">Suomen Asiakastieto (received on 13/05/2018)</a>


Amadeus - company report of JOKERIT HOCKEY CLUB OY

## Controlling shareholders

### BvD Independence Indicator: D

**Current definition of the UO:** path of min 50.01% of control, known or unknown shareholders

The companies/individuals underlined and displayed in bold blue are available on [AMADEUS/CONTACTS](#)

Shareholder name	Country	Type	Ownership		Source		Company information	
			Direct (%)	Total (%)	Source ident.	Date of info.	Op. Revenue (m EUR)*	No of employees
 <b><u>MR HARRY HARKIMO</u></b>	n.a.	I	100.00	100.00	FI	12/2017	-	-
<b><u>Hjallis Promotion Ab Oy</u></b>	FI	C	51.00	n.a.	FI	12/2017	9	81
<b><u>Jokerit Hockey Club Oy</u></b>	FI	C					8	75


 = Also manager in the company underneath in the path

\* = For an insurance company the corresponding value is the Gross Premium Written and for a bank it is the Operating Income (memo)

## Current subsidiaries

**Current filter:**No filter

The companies underlined and displayed in bold blue are available on [AMADEUS](#)

Subsidiary name	Country	Ownership			Source			Company information	
		Direct (%)	Total (%)	Status	Source ident.	Date of info.	Variation	Op. Revenue (m EUR)*	No of employees
1. <b><u>JOKERIT MEDIA &amp; MARKETING OU</u></b>	EE	100.00	100.00	-	KI	01/2018		<0,5	n.a.

\* = For an insurance company the corresponding value is the Gross Premium Written and for a bank it is the Operating Income (memo)